



# ON-CHAIN TOKEN TRADING TERMINAL POWERED BY AI

The ultimate DeFi data aggregator for  
on-chain traders

🌐 <https://getdig.ai>

🐙 Dig\_Ai

✉️ [hello@getdig.ai](mailto:hello@getdig.ai)





# THE WORLD IS TOKENIZING

**~10,000**

avg. daily  
token launch

**80%+**

% of scams &  
rugs

**\$4B**

avg. onchain  
daily volume

As the number of tokens and trading volumes surge, so does the demand for smarter, unified tooling to identify on-chain threats & opportunities!

# INTRODUCING



Dig is an on-chain trading terminal powered by an AI agent with real-time access to on-chain data, trained to provide top-tier analysis of on-chain metrics.

⊕ Sniper analytics

💧 Liquidity insights

🐋 Whale tracking

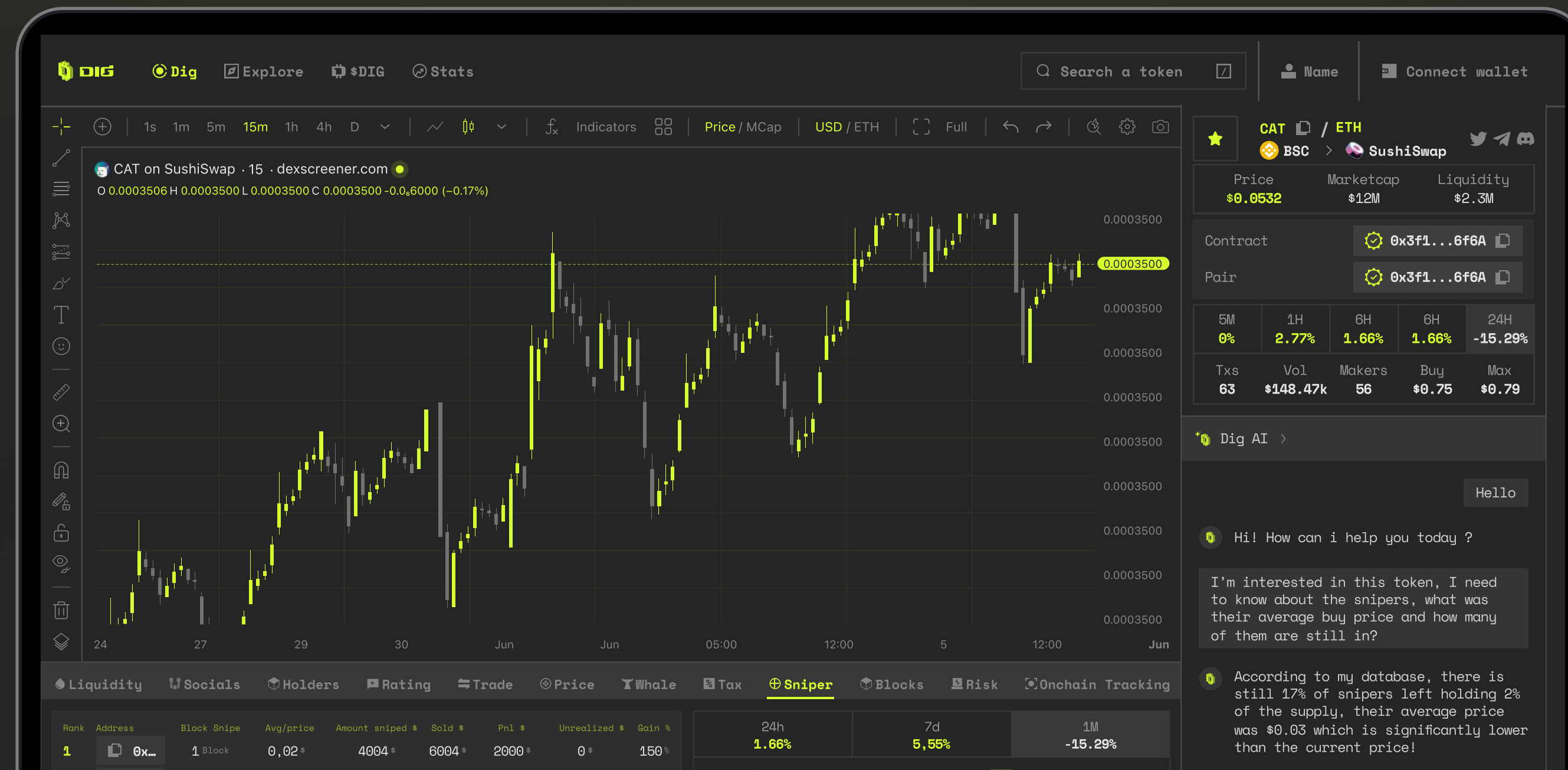
🔒 Security Audits

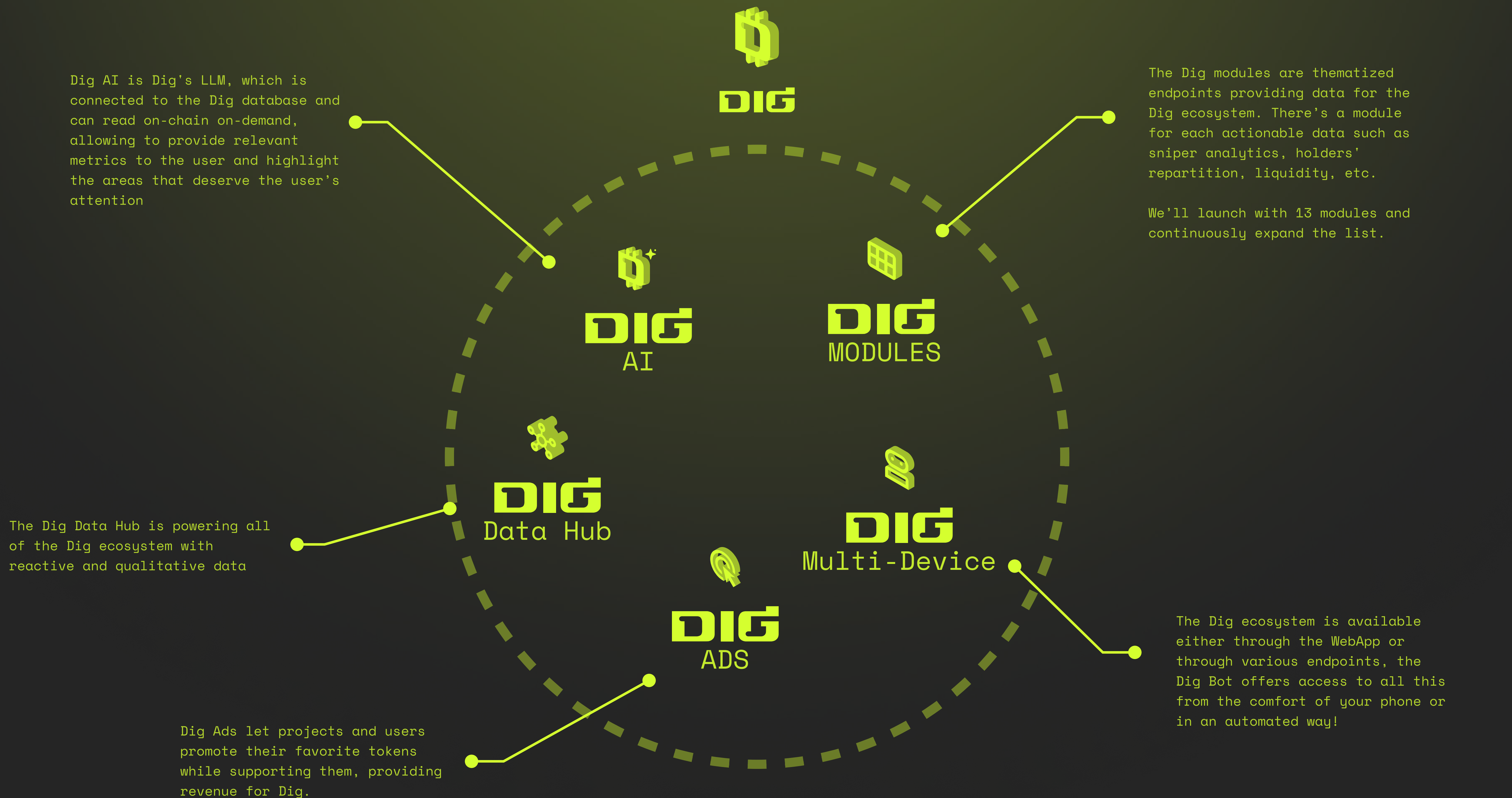
👤 Holders infos

🗨️ Socials analysis

📊 Tax breakdown

And more!





Dig AI is Dig's LLM, which is connected to the Dig database and can read on-chain on-demand, allowing to provide relevant metrics to the user and highlight the areas that deserve the user's attention

The Dig modules are thematized endpoints providing data for the Dig ecosystem. There's a module for each actionable data such as sniper analytics, holders' repartition, liquidity, etc.

We'll launch with 13 modules and continuously expand the list.

The Dig Data Hub is powering all of the Dig ecosystem with reactive and qualitative data

Dig Ads let projects and users promote their favorite tokens while supporting them, providing revenue for Dig.

The Dig ecosystem is available either through the WebApp or through various endpoints, the Dig Bot offers access to all this from the comfort of your phone or in an automated way!

# DIG DAPP: THE ULTIMATE DEFI DATA AGGREGATOR FOR ON-CHAIN TRADERS

The Dig DApp offers a smooth trading experience and an all-in-one toolbox for on-chain traders

All-in one DApp to browse across tokens, analyze data, manage users revenues and visualize protocol statistics

The screenshot displays the Dig DApp interface with the following components:

- Navigation:** DIG logo, Dig, Explore, Staking, Stats, Search token, Connect wallet.
- Chart:** CAT on SushiSwap · 15 · dexscreener.com. Price: \$0.0532, Marketcap: \$12M, Liquidity: \$2.3M. Contract: 0x3f1...6f6A. Pair: 0x3f1...6f6A. Performance: 5M 0%, 1H 2.77%, 6H 1.66%, 6H 1.66%, 24H -15.29%. Txns: 63, Vol: \$148.47k, Makers: 56, Buy: \$0.75, Max: \$0.79.
- Sniper Table:**

Rank	Address	Block Snipe	Avg/pr %	Amount sniped \$	Sold \$	Pnl \$	Unrealized \$	Gain %
1	0x...	1 Block	0,02%	4004 \$	6004 \$	2000 \$	0 \$	150 %
2	0x...	3 Block	0,03%	666 \$	1650 \$	900 \$	84 \$	247 %
3	0x...	2 Block	0,025%	1208 \$	1208 \$	0 \$	159 \$	0 %
4	0x...	7 Block	0,05%	732 \$	503 \$	-229 \$	0 \$	-56 %
5	0x...	1 Block	0,018%	69 \$	234 \$	145 \$	20 \$	150 %
- AI Chatbot:** Dig AI. Hello. Hi! How can i help you today ? I'm interested in this token, I need to know about the snipers, what was their average buy price and how many of them are still in? According to my database, there is still 17% of snipers left holding 2% of the supply, their average price was \$0.03 which is significantly lower than the current price! Thank you :)

You can access data from the various Dig Modules and quickly get actionable insights from any token

The Dig AI is our in-house LLM that has direct access to the whole Dig Date Base in its memory, allowing it to quickly highlight metrics and redirect the users to specific metrics to guide them during its token-picking process.



# DIG MODULES

Meet the Dig modules, the modular components providing targeted and instant data for ALL tokens

## PRICE



Analyze historical price trends, key token correlations, volatility, and more to effectively navigate and capitalize on market movements.

## LIQUIDITY



Monitor token liquidity, its evolution, current status, whether it's locked, the address, and the amount who locks liquidity.

## TAX



Understand the nature of token taxes, their effect on price, amounts collected, buybacks, and tax distribution.

## RISK



Overview of token security, deployer address risks, and potential signs of rug pulls or malicious actions.

## SNIPER



Track sniper actions, their impact on price, realized/unrealized gains, and where they stand in token trades.

## SOCIALS



View token sector, social media presence, and a quick snapshot of its influence in the crypto ecosystem.

## WHALES



Instant insight into whale activity, impact on tokens, associated addresses, holdings, PnL and more to capitalize on big moves.

## RATING



Quick evaluation of token strengths and weaknesses across key areas.

## TRANSACTION



Follow every token transaction to stay informed.

## HOLDER



Gain insights into holders, makers, their trends, and activity to get an edge.

## BLOCKS



Early block activity gives crucial insights into insiders, token interest, and maker behavior.

## CHAD



Identify top performers to understand who is excelling with the token.

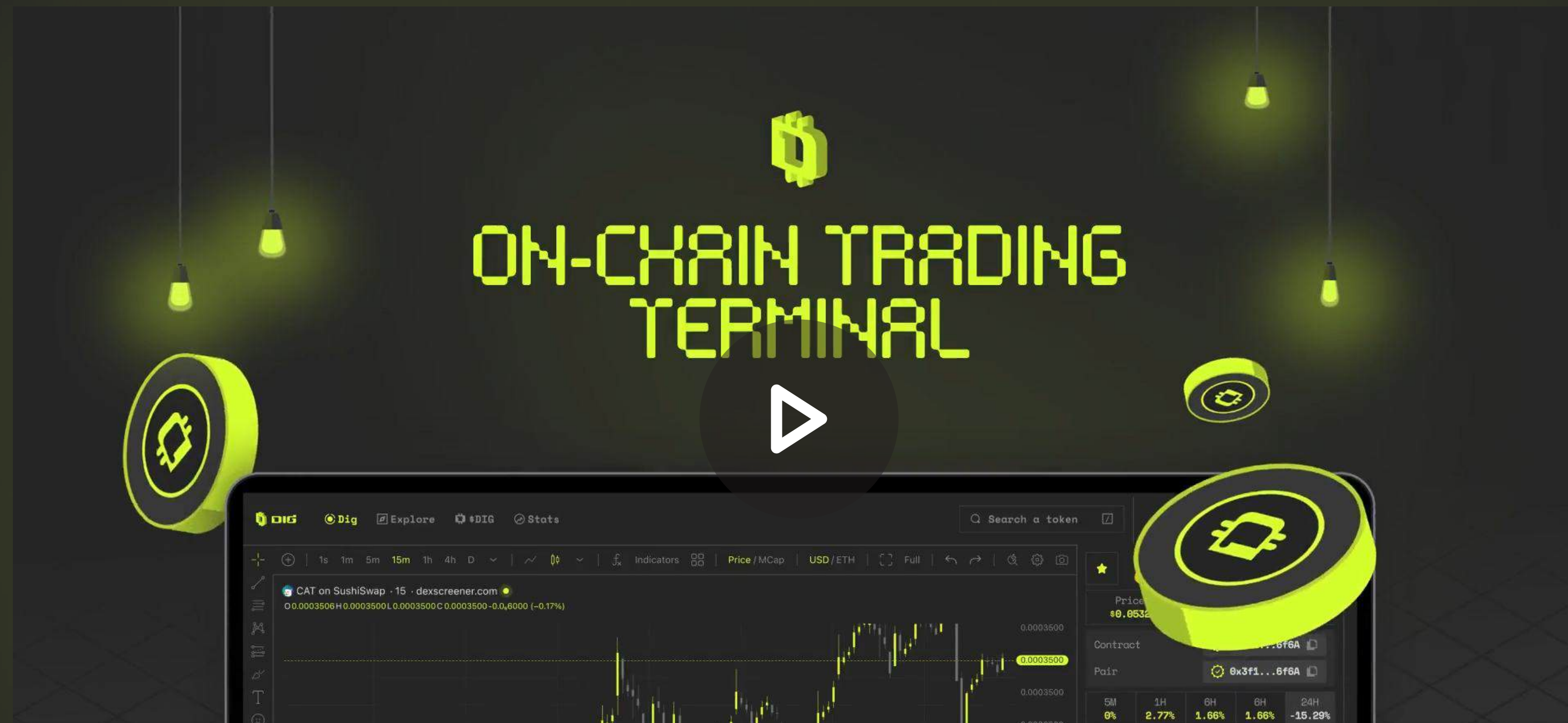
## ON-CHAIN TRACKING



Track contract activity, function activations, and token transfers between wallets for a complete 360° view.

SEE THE DEMO:

<https://getdig.ai/demo>



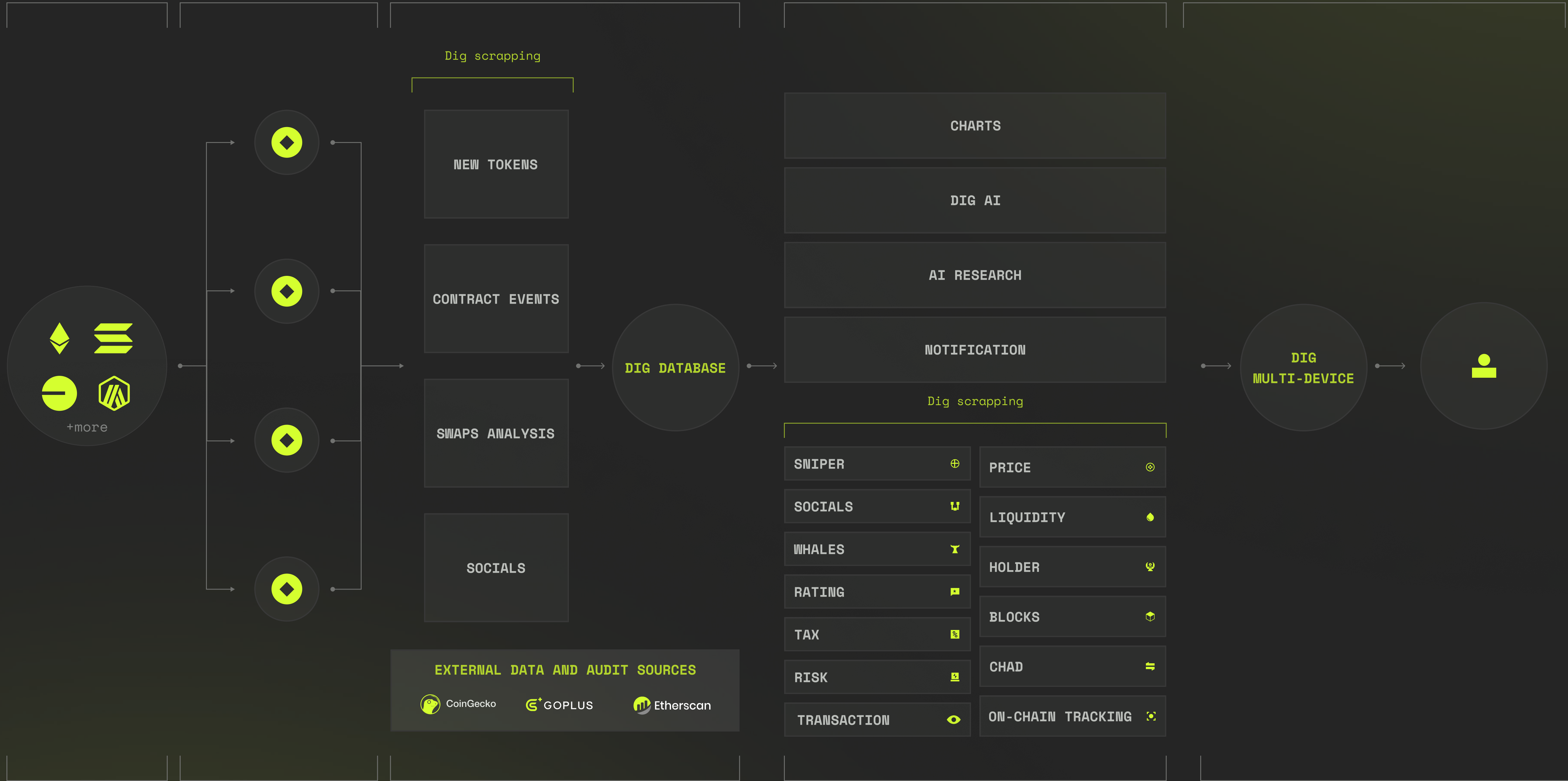
CHAINS

TOKENS

DIG DATA HUB

DIG ECOSYSTEM

USERS



CHAINS

TOKENS

DIG DATA HUB

DIG ECOSYSTEM

USERS



# ROADMAP

## Phase 1: Pre-TGE | Q4

- Private Round
- Product demo
- Data gathering phase
- AI fine-tuning
- Alpha launch

**Q4 2024**

## Phase 2: Product Launch

- TGE (Fair launch)
- Beta launch
- Launch of Dig Ads
- Revenue Sharing
- Analytics Market section
- Telegram App

**Q4 2024 - Q1 2025**

## Phase 3: Expansion

- Upgrade Dig Data Hub
- Multi-Chain launch
- Multi-DEX launch
- More Dig Modules
- Permissionless module creation

**Q2 2025 - Q4 2025**

## Phase 4: Scaling


- Mobile app
- Token portfolio management
- Expansion of the Dig Data Hub to global DeFi ecosystem
- Copy Trading Bot
- Onchain "write" features for the DIG AI agent

**2026**

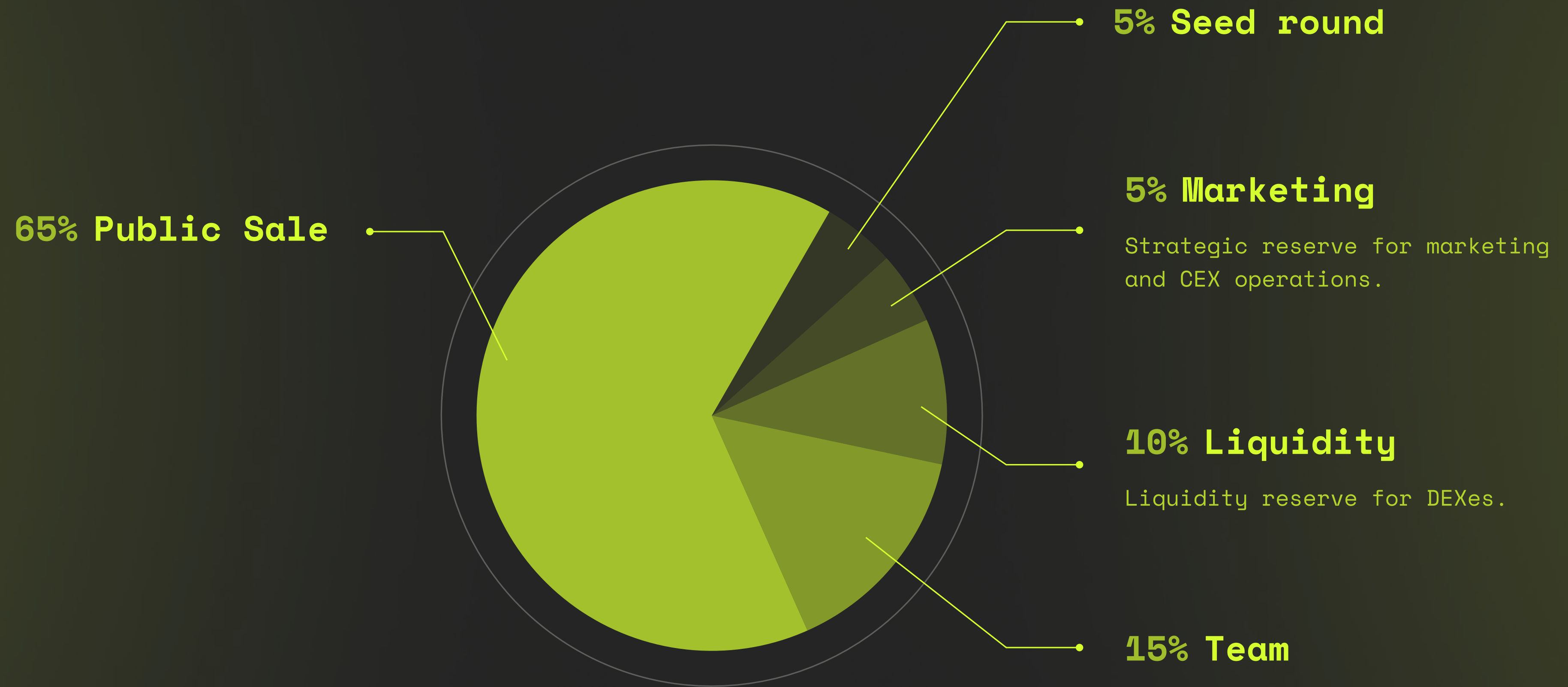
# \$DIG: POWERING THE DIG ECOSYSTEM

We have adopted a freemium model for the DIG ecosystem. Anyone can enjoy the base features to explore the DApp, while premium features are available exclusively to holders through a dynamic pricing system.

Holders benefit from native ETH revenue sharing (from ads) and have unlimited access to the Dig AI chats and APIs.



# TOKENOMICS






# THE DEFI TOOLING MARKET IS BOOMING



\$32M

Annualized



\$22M

Annualized



\$8M

Annualized

**Enhanced Token Info:**

Submit detailed token data for better accuracy.

**Token Advertising:**

Promote tokens via banners and native ads.

**Trending Bar Ads:**

Feature your token in the trending section.




**Sponsored Alerts:**

Send alerts for price changes or key events.

**Trader-Promoted Tokens:**

Motivate traders to boost the tokens they hold.





CO-FOUNDER & CTO

Zomal

👉 @zomal\_dig



CO-FOUNDER & CMO

Delta One

👉 @DeltaOne\_dig



UX/UI DESIGNER


Carla S.



FRONTEND ENGINEER

Nyampa

👉 @Nyampa\_dig



BACKEND ENGINEER

Christopher

# JOIN US IN SHAPING THE FUTURE OF CRYPTO TRADING

🌐 <https://getdig.ai>

✉ [hello@getdigbot.ai](mailto:hello@getdigbot.ai)

✕ Dig\_Ai

